



The combination of multilayer plywood cabinets covered with resistant black matt paint, optimized steel grille, ergonomic handles and carefully selected transducers, allows **KEY** to have an unbeatable price to quality ratio.

Exceptionally reliable and flexible with its double function as main PA system or stage monitor **KEY12A** is the ideal option for both fix and live sound applications on tight budgets.

KEY. *Unlock the beat!*

MAIN FEATURES

Versatile trapezoidal-wedge shape for use in PA systems or as on-stage monitor.

12" woofer with 2" voice coil

1" Kevlar diaphragm driver coupled to a 70° x 40° dispersion horn.

Built-in DSP with factory presets.

Optimized protective metal grille.

M8 rigging points.

Ø 35 mm top hat socket.

La combinación de recintos de madera multicapa cubiertos de resistente pintura negra mate, con una optimizada reja de acero, asas ergonómicas y transductores seleccionados cuidadosamente permiten que la gama **KEY** tenga una relación calidad-precio imbatible.

Fiable, resistente y flexible con su doble función como equipo principal o monitor de escenario **KEY12A** es la solución ideal para ser utilizada tanto en instalaciones fijas como en aplicaciones en directo de presupuesto ajustado.

KEY. *Unlock the beat!*

CARACTERÍSTICAS PRINCIPALES

Versátil formato trapezoidal-cuña para uso como monitor de escenario o PA principal.

Altavoz de 12" con bobina de 2".

Motor de 1" con diafragma de Kevlar acoplado a bocina de dispersión 70° x 40°.

Procesamiento mediante DSP que incorpora presets de fábrica.

Optimizada reja protectora de acero.

Puntos de suspensión M8.

Vaso para trípode Ø 35 mm



VIEW WITHOUT GRILLE



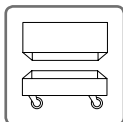
REAR VIEW



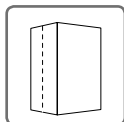
STAGE MONITOR POSITION

TECHNICAL FEATURES**KEY12A**

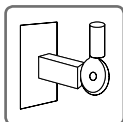
Amplifier	450 W + 150 W
Input sensitivity	8 dBu
Input Impedance	20 k Ω
Maximum input level	20 dBu
Mains	Universal Switch Mode Power Supply 85-265 V / 45-65 Hz
Average current draw (Heavy duty musical program)	0.7A
Standby Mode Consumption	< 5 W
SPL (1 m)	124 dB continuous 127 dB peak
Built-in DSP	48 bit
Built-in delay line	118 ms / 40 m
AD/DA converters	24 bit - 48 kHz
Frequency response (-10 dB)	50 Hz - 18 kHz
Components LF	12" woofer (2" v.c)
HF	1" Kevlar driver
Directivity (HxV)	70° x 40°
Dimensions (HxWxD)	608 x 420 x 405mm
Weight	20.1 kg
Finish	Multilayer plywood Front steel grille with foam Black matt ecological paint

ACCESSORIES

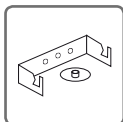
FC-KEY12



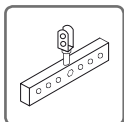
NC-KEY12



SP-35



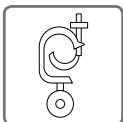
SP-12




HR-1215



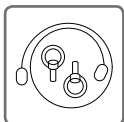
GT-50



GT-50HR



SP/CR



SC-15



ACR-M8